


Pure Tone Audiometry

- Pure Tone Audiometry is used with older pre-school children and school age children.
- The child listens for different tones through headphones.
- Each time they hear a tone they put a peg in a pegboard: older children and teenagers are given a button to press.
- The tones start off loud and get quieter until they are no longer heard.
- Pure Tone Audiometry tells us the quietest sound that can be heard in each ear, at each pitch tested.



The Toy Test

- The toy test is used with older toddlers and pre-school children.
- The tester puts some toys out on the table in front of your child.
- The toys are in pairs and are chosen because they sound similar e.g. key and tree.
- Your child will be asked to point to a toy.
- The tester will make sure your child can't lip-read.
- The tester's voice level is measured.
- This test is used to see how well your child can hear speech.



Help us get it right

If you have a complaint, concern, comment or compliment please let us know by speaking to a member of our staff. We learn from your feedback and use the information to improve and develop our services.

If you would like to talk to someone outside the service contact the **Patient Experience Team** on **0113 220 8585**, Monday to Friday 9.30am to 4.30pm or email lch.pet@nhs.net

This leaflet can be made available in large print, audio or in other languages

www.leedscommunityhealthcare.nhs.uk

NHS

**Leeds Community
Healthcare**
NHS Trust



Your Child's Hearing Test


Community Audiology is a team of professionals who specialise in testing children's hearing.

This leaflet tells you about some of the hearing tests we use. We hope this will help you talk to your child about what will happen when they come to clinic.

Contact us on:
0113 843 3620


The Distraction Test

- If your baby can sit unsupported, distraction testing can be used.
- Your baby will sit on your knee with you holding them around the waist.
- One tester will keep your baby's attention by playing with some toys.
- The other tester will make a range of different sounds from behind your baby.
- We want to see if your baby will turn to look when they hear the sound.
- The sounds will be low, middle and high pitched.
- The sounds will start off quiet and get louder.
- We want to find the quietest sound at each pitch that your baby will turn for.
- It is very important that you don't give any clues when the sound is there.



Visual Reinforcement Audiometry

- Visual Reinforcement Audiometry can be used to test babies who can sit unsupported, and toddlers.
- Your child will sit on your knee with you holding them around the waist.
- On each side of the room are two speakers, with cabinets with toys that light up inside.
- One tester will keep your child's attention by allowing them to play with some toys on the table.
- The other tester will work the test equipment.
- Your child will be shown that when a sound comes, a toy lights up.
- This will encourage your child to turn around each time they hear the sound.
- We want to find the quietest sound at each pitch that your child will turn for.
- It is very important that you don't give any clues when the sound is there.



Performance Test

- Older toddlers and pre school children may be able to do a performance test.
- One tester will stand behind your child with an electronic "Warbler" which makes sounds of known pitch and volume.
- The other tester will show your child the "game": when they hear the sound they put a man in the boat.
- When your child plays the game they will be tested with low, medium and high pitched sounds. The sounds will start off loud and get quieter.
- The gaps between the sounds are changed to make sure they are not guessing.
- We want to find the quietest sound that your child can hear at each pitch.

