


## Developing Comprehension and Expression at the Four Key Word Level

These activities are aimed at helping the child progress from understanding and using three words to understanding and using four words together.

**Take turns** throughout all the activities so that the child has an opportunity to give the instructions to practise their expressive language skills.

### General Advice

- Gain the child's full attention before giving an instruction.
- Use words the child already knows when moving from three word level to four word level activities.
- Activities should be completed little and often.
- Start by using real objects or people, then move onto using pictures or photos.
- Gather together objects that will be useful for working on prepositions e.g. small box, bag, toy animals, action figures, pretend food, toy furniture.
- Use objects that are motivating for the child e.g. their favourite toys/interests.
- Use choices to help the child use prepositions initially e.g. "Should I kick the big ball to Mummy or throw the little beanbag to Daddy?" This provides a good model for the child to copy.
- Make the activities fun and use them during the daily routine.
- The child should be able to complete all activities at this level before they are ready to progress to the next level.
- Remember to give the child a turn to give instructions.



### Person and Preposition and Adjective and Place

#### Activity One

You need a big table, little table, big cupboard, little cupboard, teddy and dolly.

- e.g. 'Put the doll on the little table'  
 'Put the beat under the big cupboard'  
 'Put the doll in the little cupboard'

#### Activity Two

You need figures of Mummy, Daddy and a child and dolls furniture. Make up a story involving the figures and encourage the child to carry out the actions.

- e.g. "it is time for bed, make Mummy sit on the bed to tell the child a story. Oh in comes a big hairy spider, make Mummy jump on the chair and the child hide under the bed.... Continue the story varying the actions and places.

### Action on Object (inc. possession and adjective)


Get a big dolly, little doll, big teddy, little teddy brush and sponge.

- e.g. 'Wash big teddy's foot'  
 'Brush little dolly's tummy'  
 'Brush big teddy's sock'

### Person and Adjective and Action and Object

You need a big dolly, little dolly, big teddy, little teddy, ball and an empty plastic bottle.

- e.g. 'Make big dolly throw the ball'  
 'Make little teddy kick the bottle'  
 'Make little dolly kick the bottle'



### Adjective and Object and Possession and Place

#### Activity One

You need a blue spoon, red spoon, blue brick, red brick, teddy, dolly, 2 cups, 2 boxes.

- e.g. 'Put the blue spoon in teddy's cup'  
'Put the red brick in dolly's box'

#### Activity Two

You need a big car, little car, big ball, little ball, teddy, dolly, 2 boxes and 2 bags.

- e.g. 'Put the little car in dolly's box'  
'Put the big ball in teddy's bag'

### Adjective and Object and Preposition and Place

You need a figure of a boy and of a girl, miniature furniture, a boat and a ball.

- e.g. 'Put the boat under boy's chair'  
'Put the ball on girl's bed'

### Person and Action and Adjective and Object


You need a teddy, a dolly, a big cup, a little cup, a big car, a little car, a big plate and a little plate.

- e.g. 'Make teddy jump on little cup'  
'Make doll sit on big car'  
'Make teddy stand on little plate'

### Person and Action and Possession and Place

You need a dolly, teddy, monkey, duck, 2 beds, 2 chairs and 2 tables. Teddy and duck have a bed, chair and table each.

- e.g. 'Make teddy jump on duck's bed'  
'Make dolly sit on monkey's table'



### Action and Preposition and Adjective and Place

You need a cat and big and little furniture.

- e.g. 'Make cat jump on big chair'  
'Make cat sleep under big table'

### Action and Preposition and Adjective and Place

You need a cat and big and little furniture.

- e.g. 'Make cat jump on big chair'  
'Make cat sleep under big table'

### Object and Preposition and Adjective and Place

#### Activity One

You need a spoon, dolly brick, big cup, little cup, big table, little table, big chair and little chair.

- e.g. 'Put the brick in the big cup'  
'Put dolly under the little chair'

#### Activity Two


You need a car, man, book, big basket, little basket, big box and little box.

- e.g. 'Put the man under the big box'  
'Put the book in the little basket'

### Object and Preposition and Possession and Place

You need a spoon, key, teddy, dolly, duck, monkey, 2 cups, 2 boxes, 2 tables and 2 chairs.

- e.g. 'Put the spoon in teddy's cup'  
'Put the key under duck's chair'



### Person and Action and Preposition and Place

You need a teddy, dolly, 2 boxes, 2 bags, 2 tables and 2 chairs. Mummy figure and Daddy figure. Give Mummy and Daddy a box, bag, table and chair each.

- e.g. 'Put teddy under Mummy's bag'  
'Put dolly on Daddy's chair'

### Adjective and Object and Person

#### Activity One

You need a big red pencil, little red pencil, big blue pencil, little blue pencil, big red car, little red car, big blue car, little blue car, dog and dolly.

- e.g. 'Give the big blue car to dolly'  
'Give the little red pencil to the dog'

#### Activity Two

You will need big and little pictures of animals and make sure you give a choice of at least two colours.

- e.g. 'Colour the big cow's tail blue'  
'Colour the little dog's ear red'

