


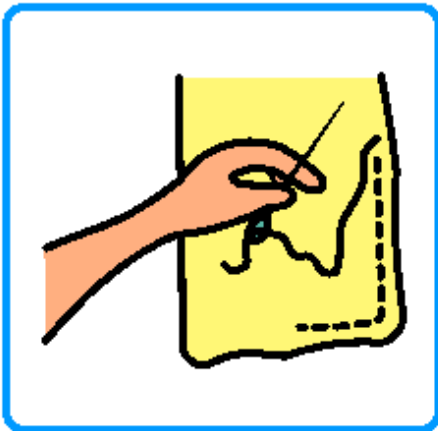
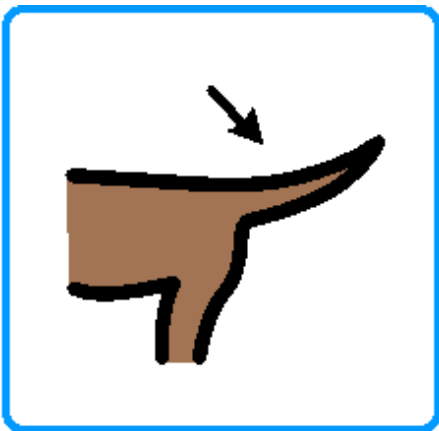
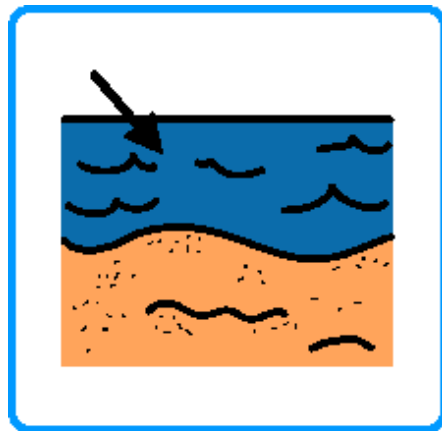
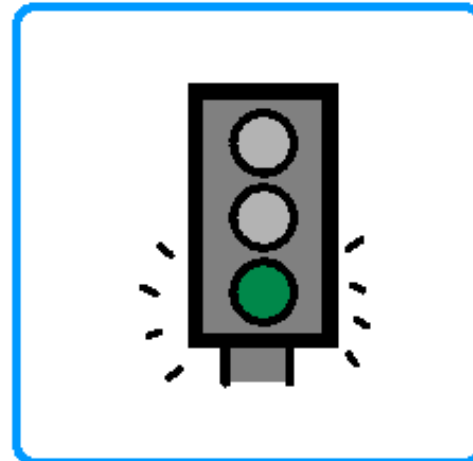

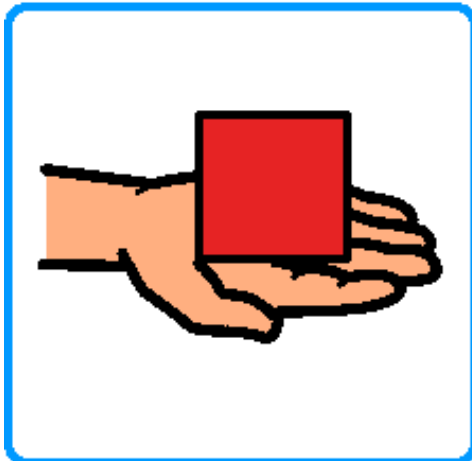


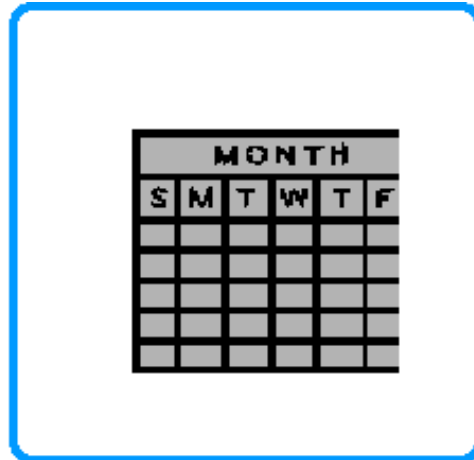
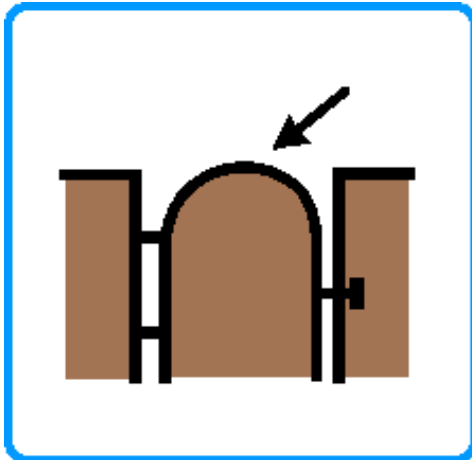


**Listening activity:** Choose a minimal pair e.g. fin / pin, fork / pork or fan / pan; say one of the words and ask the child to point to the picture you are saying. To make the activity easier stress the 'f' or 'p' e.g. "fin".  
**Production activity:** Choose a minimal pair e.g. fill/ pill, full / pull or fat / pat; Ask the child to say the sound and you point to the picture that they say.

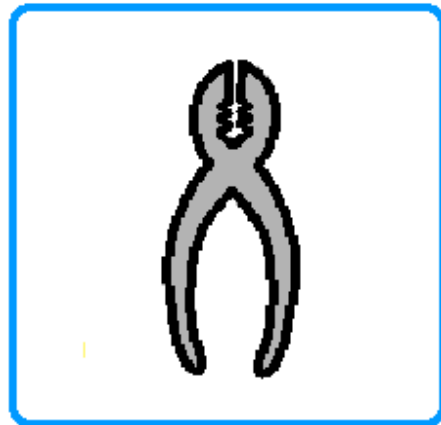


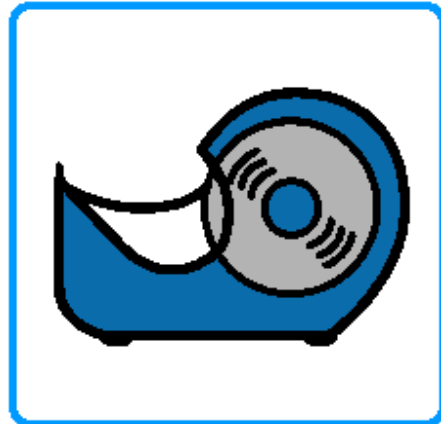

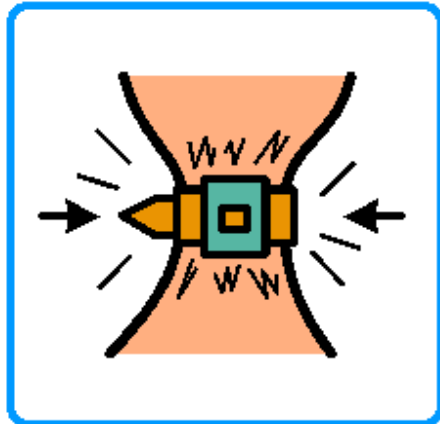
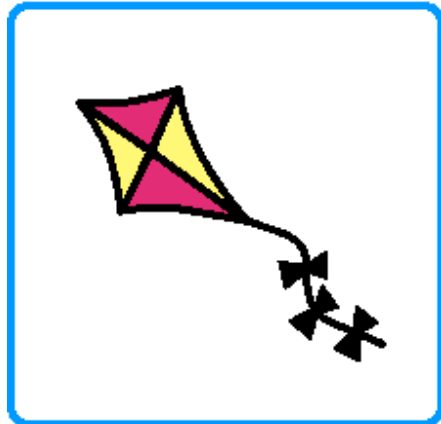
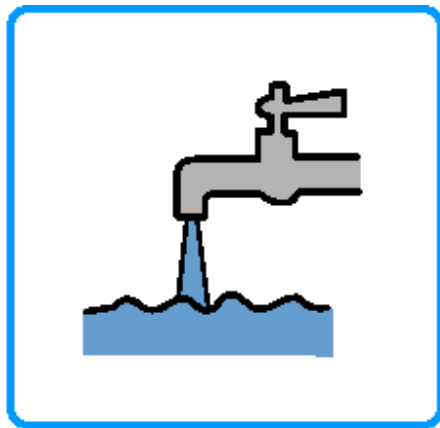



**Listening activity:** Choose a minimal pair e.g. sea / tea, sail / tail or sick / tick; say one of the words and ask the child to point to the picture you are saying. To make the activity easier stress the 's' or 't' e.g. "sea".

**Production activity:** Choose a minimal pair e.g. sew/toe, saw/tore or sour/tower; Ask the child to say the sound and you point to the picture that they say.



**Listening activity:** Choose a minimal pair e.g. gate / date or guy / die; say one of the words and ask the child to point to the picture you are saying. To make the activity easier stress the 'g' or 'd' e.g. "guy".  
**Production activity:** Choose a minimal pair e.g. got / dot or go / dough; Ask the child to say the sound and you point to the picture that they say.



**Listening activity:** Choose a minimal pair e.g. cap / tap, key / tea or kite / tight; say one of the words and ask the child to point to the picture you are saying. To make the activity easier stress the 'k' or 't' e.g. "key".

**Production activity:** Choose a minimal pair e.g. cape/tape, kick/tick or cool/tool; Ask the child to say the sound and you point to the picture that they say.