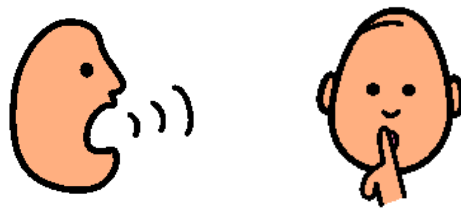


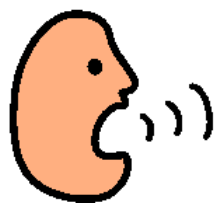

## Loud and Quiet Activity

It is common for children to confuse loud and quiet sounds in words for example some children may make quiet sounds loud e.g. car could be produced as “gar” and tea as “dea”.

We can think about these sounds in terms in volume. So z, b, d, g are loud sounds because we are using our voice (the vocal cords are vibrating) when we make these sounds; s, p, t ,k are quiet sounds (no vocal cord vibration).

**Mr Loud and Mr Quiet** – use the attached sheet. Draw a line from the objects to the correct character. We use Mr Loud to represent a ‘loud’ sound and Mr Quiet to represent a ‘quiet’ sound. If your child finds this activity difficult, then use the picture to demonstrate what ‘loud’ and ‘quiet’ are. You may want to try a listening walk around home / nursery / school and listen out for loud and quiet sounds.





Mr Loud



Mr Quiet